E53

BP53
BS53

CHAMBRELAN
www.chambrelan.com

www.chambrelan.com/E53BP

Acier zingué	Rails Linéaires	Français	2
Zinc plated steel	Linear Rails	English	3
Stahl silbern verzinkt	Linearführungen	Deutsch	4
Pozinkovaná ocel	Kolejnicové vedení	Česky	5
Acero zincado	Raíles Lineales	Español	6
Acciaio zincato	Guide lineari	Italiano	7
Verzinkt staal	Lineair Geleiders	Nederlands	8
Оцинковка	Линейные направляющие	Русский	9
Stal ocynkowana	Prowadnice liniowe	Polski	10



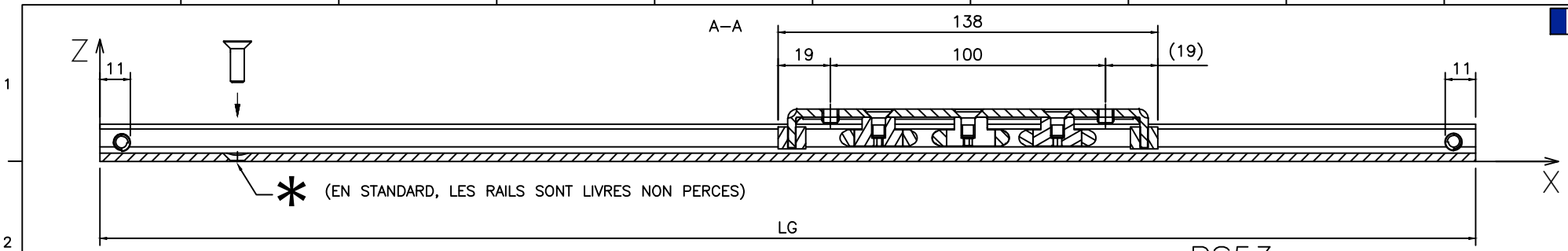

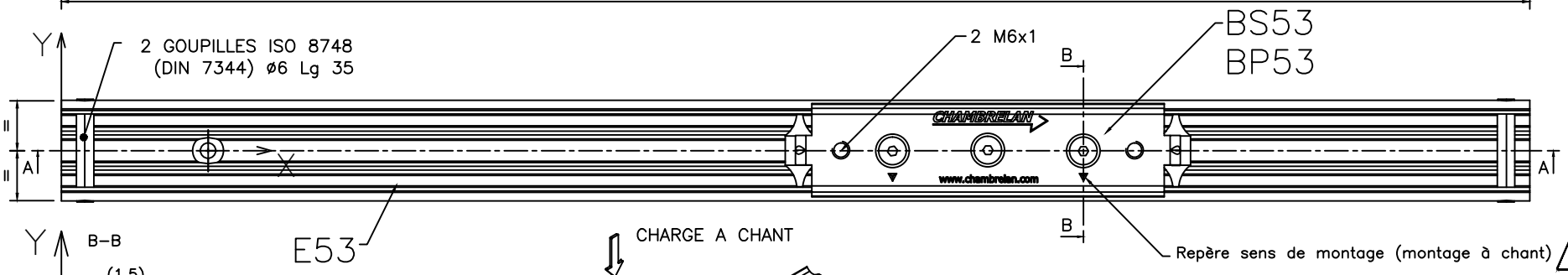

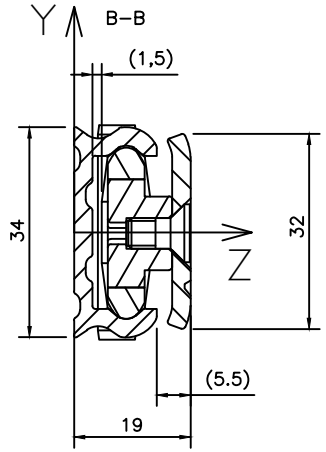

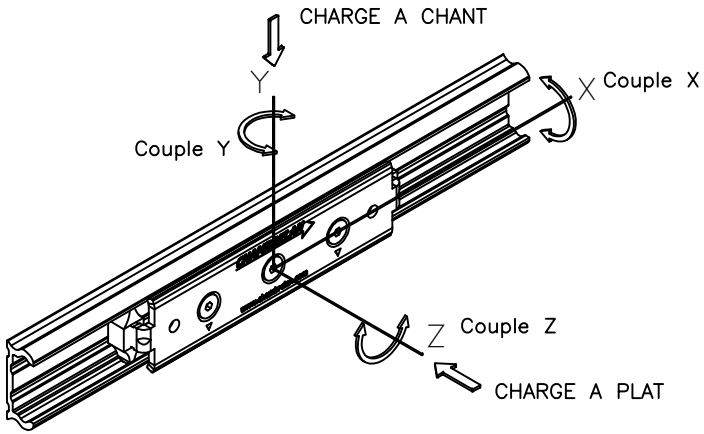

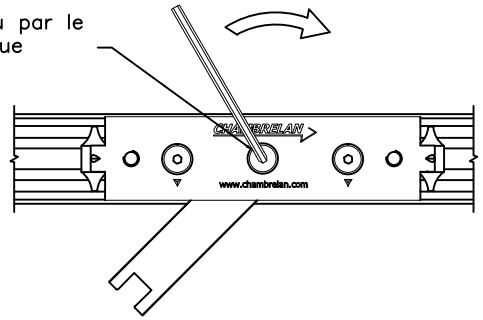

* Perçages préconisés pour vis M5

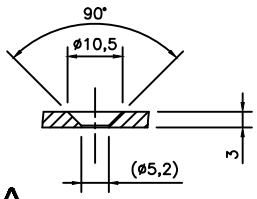

– RAIL DE GUIDAGE : E53
. Matière : Acier
. Traitement : Zincage
. Poids : 1.23 kg/m
– PATIN :
. Matière BP53 : Acier + Inox + Plastique
. Matière BS53 : Inox + Plastique

. CHARGE (kg) : uniformément répartie sur le galopin	BP53	BS53
. Charge admissible A CHANT	75	100
. Charge admissible A PLAT	40	70
. Couple (N.m)		
. Couple admissible Maximum suivant l'axe X	10	10
. Couple admissible Maximum suivant l'axe Y	15	18.5
. Couple admissible Maximum suivant l'axe Z	46	90
. POIDS (kg) :	0.14	0.16

– OPTIONS :
Longueur des rails (LG), traitements,
ø et entraxes de perçages sur demande.

Unité en mm

– Pour une utilisation supérieure à 100°C (HT), merci de nous consulter.
– Résultats donnés suivant notre protocole d'essais de charge (voir sur www.chambrelan.com)

E53–BS53/BP53

RAIL ACIER

25.06.2014

Production suivant les tolérances générales de fabrication (www.chambrelan.com/1016)

CHAMBRELAN
www.chambrelan.com

Dans un souci d'amélioration constante de sa fabrication, la société se réserve le droit de modifier ses produits sans avertissement ni préavis. Données non contractuelles.

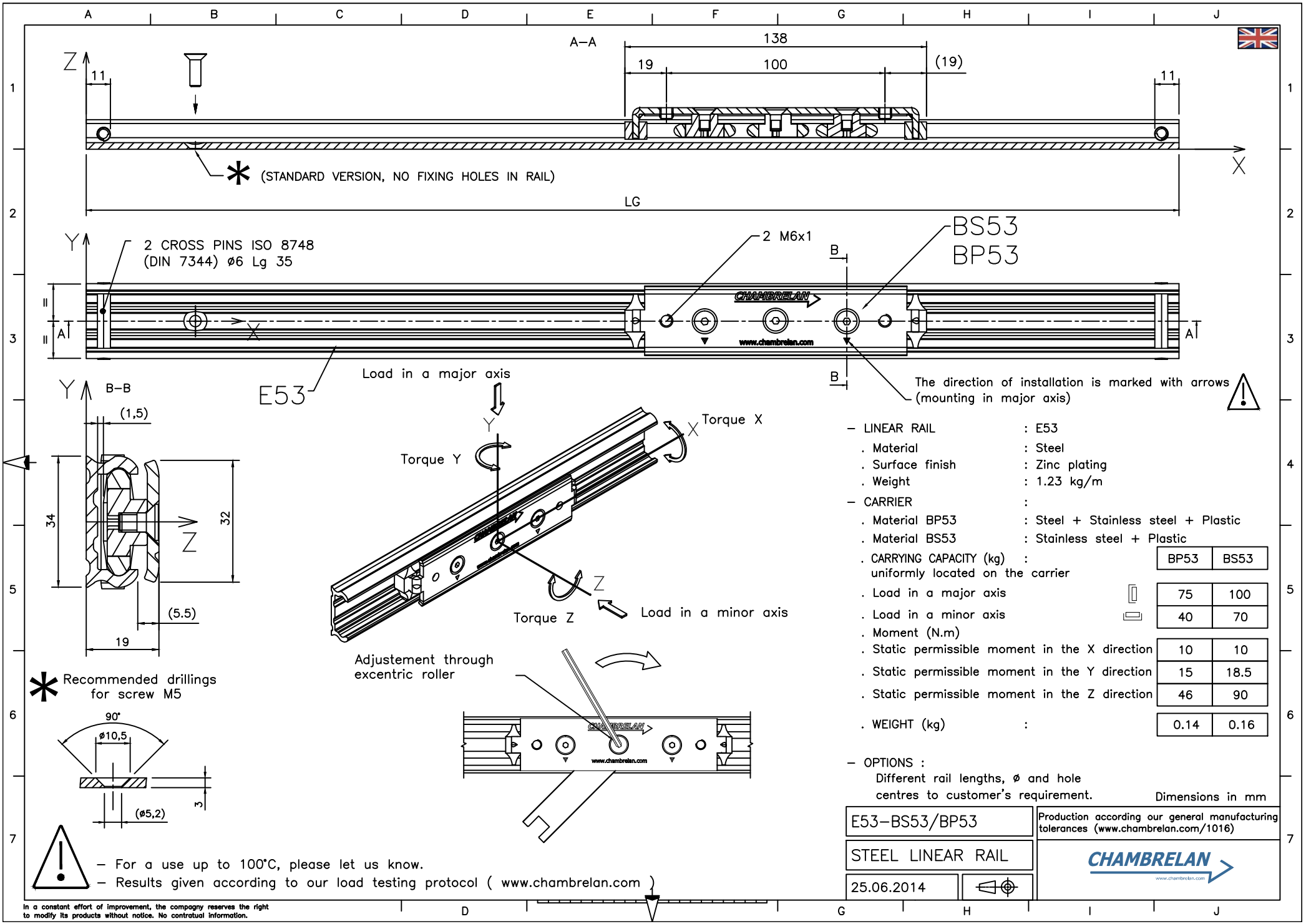
A–A
138
19
100
(19)
11
11
Z
X
* (STANDARD VERSION, NO FIXING HOLES IN RAIL)
LG
Y
2 CROSS PINS ISO 8748
(DIN 7344) ø6 Lg 35
2 M6x1
BS53
BP53
B
B
A
A
X
CHAMBRELAN
www.chambrelan.com
E53
Load in a major axis
The direction of installation is marked with arrows
(mounting in major axis)
Y
B–B
(1,5)
34
32
Z
(5.5)
19
Torque X
Torque Y
Torque Z
Load in a minor axis
Adjustement through
excentric roller
* Recommended drillings
for screw M5
90°
ø10,5
(ø5,2)
3
– For a use up to 100°C, please let us know.
– Results given according to our load testing protocol (www.chambrelan.com)
In a constant effort of improvement, the compagny reserves the right
to modify its products without notice. No contratual information.
– LINEAR RAIL : E53
. Material : Steel
. Surface finish : Zinc plating
. Weight : 1.23 kg/m
– CARRIER :
. Material BP53 : Steel + Stainless steel + Plastic
. Material BS53 : Stainless steel + Plastic
. CARRYING CAPACITY (kg) : uniformly located on the carrier
. Load in a major axis
. Load in a minor axis
. Moment (N.m)
. Static permissible moment in the X direction
. Static permissible moment in the Y direction
. Static permissible moment in the Z direction
. WEIGHT (kg) :
BP53 BS53
75 100
40 70
10 10
15 18.5
46 90
0.14 0.16
– OPTIONS :
Different rail lengths, ø and hole
centres to customer's requirement.
Dimensions in mm
E53–BS53/BP53
STEEL LINEAR RAIL
25.06.2014
Production according our general manufacturing
tolerances (www.chambrelan.com/1016)
CHAMBRELAN

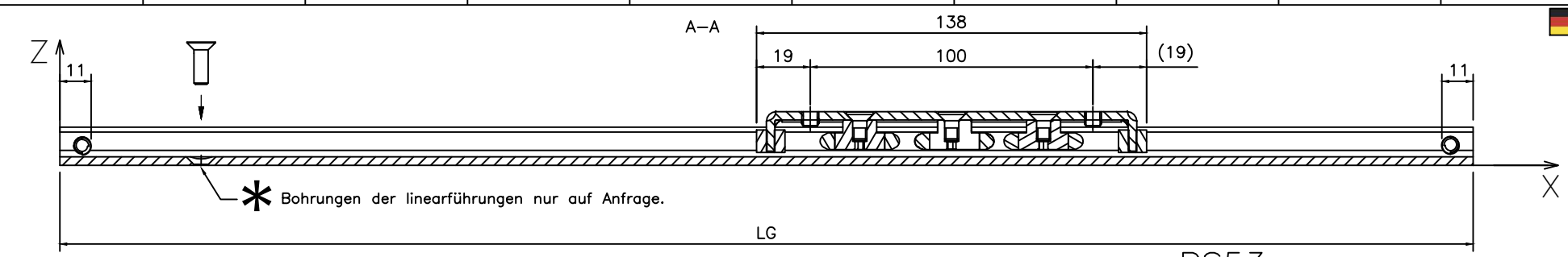

* Bohrungen der linearführungen nur auf Anfrage.

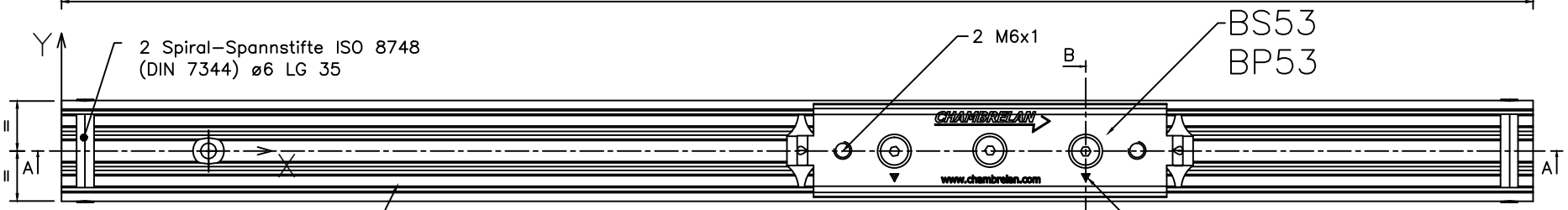

Einbaurichtung mit Pfeilen gekennzeichnet (Einbau hochkant)

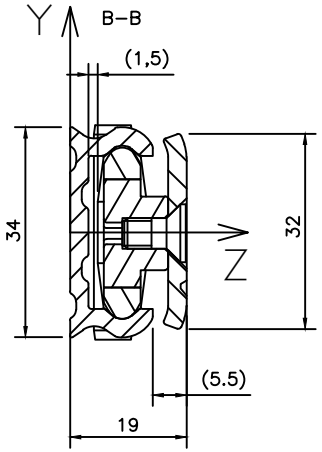

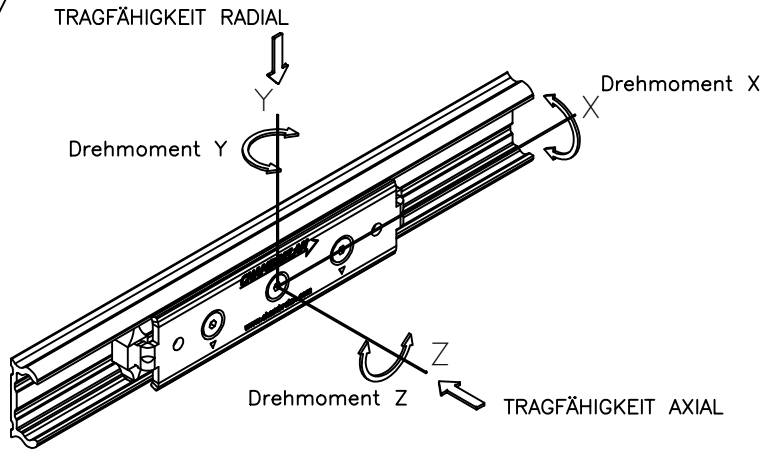

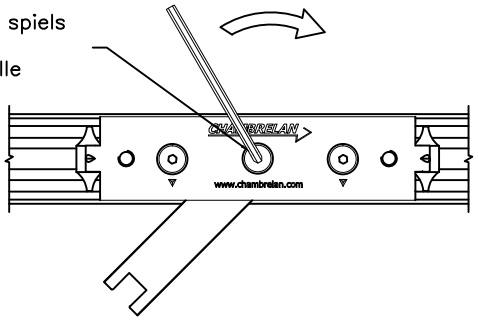

* Empfohlene Bohrungen für M5

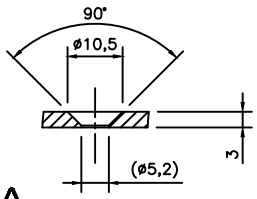

– Linearführung : E53
. Material : Stahl
. Oberflächenbehandlung : silbern verzinkt und passiviert
. Gewicht : 1.23 kg/m
– Schlitten :
. Material BP53 : Stahl + Edelstahl + Kunststoff
. Material BS53 : Edelstahl + Kunststoff

	BP53	BS53
. Belastung (kg) : gleichmäßig auf dem Schlitten verteilt		
. Max. Tragfähigkeit radial	75	100
. Max. Tragfähigkeit axial	40	70
. Drehmoment (N.m)		
. Max. Drehmoment in der X–Achse	10	10
. Max. Drehmoment in der Y–Achse	15	18.5
. Max. Drehmoment in der Z–Achse	46	90
. Gewicht (kg) :	0.14	0.16

– mögliche Sonderanfertigungen :
Sonderführungslängen, Oberflächenbehandlungen,
ø Bohrungen und Lochabstände.

Maße in mm

– Bei Anwendungen mit einer Einsatztemperatur über 100 °C, bitte mit uns Kontakt aufnehmen.
– Getestet nach unserem festgelegten Testverfahren (siehe auf www.profilscope.de)

E53–BS53/BP53

STAHLSCHIENE

25.06.2014

Herstellung nach unseren allgemeinen Herstellungstoleranzen (siehe www.chambrelan.com/1016)

CHAMBRELAN
www.chambrelan.com

Um die ständige Verbesserung unserer Produkte zu gewährleisten, behalten wir uns ohne Voranmeldung technische Änderungen vor. Keine vertragsmäßigen Informationen.

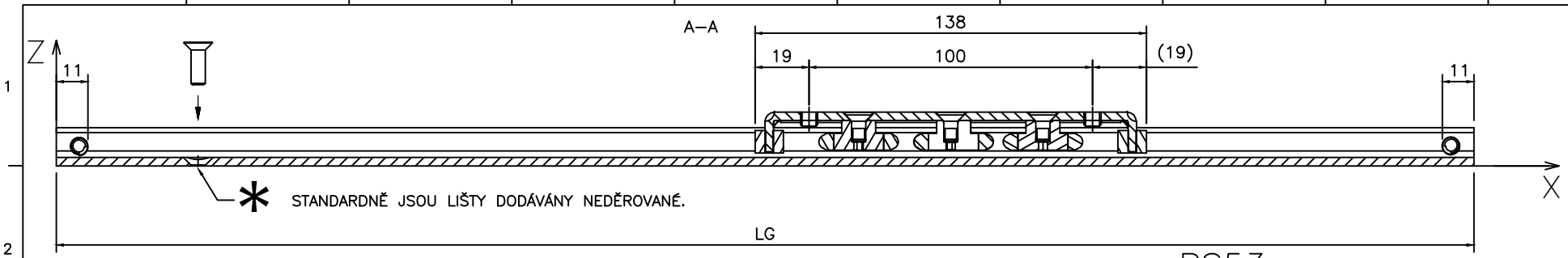

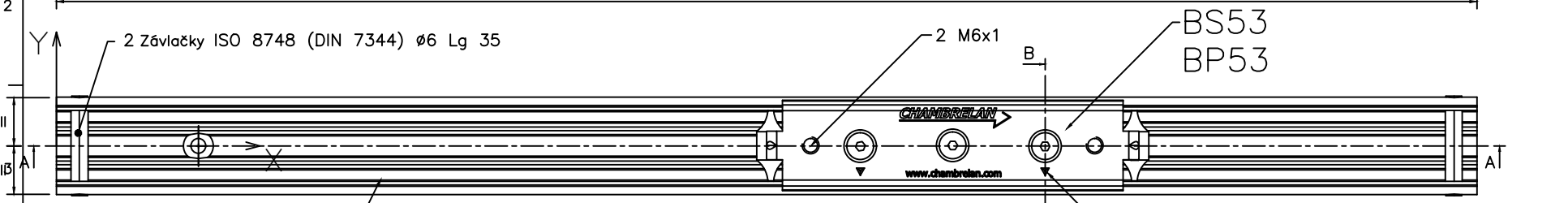

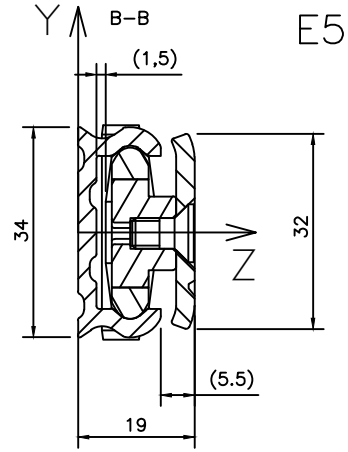

Doporučené děrování
Při instalaci použijte
šroub M5

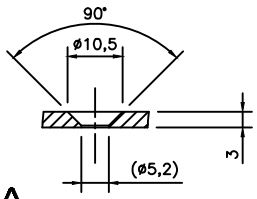

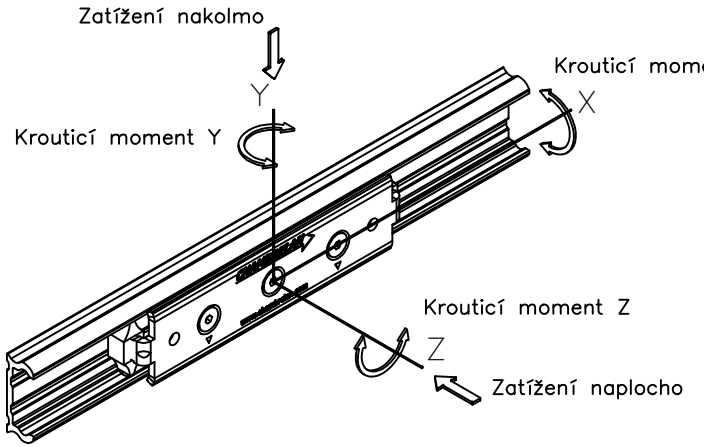

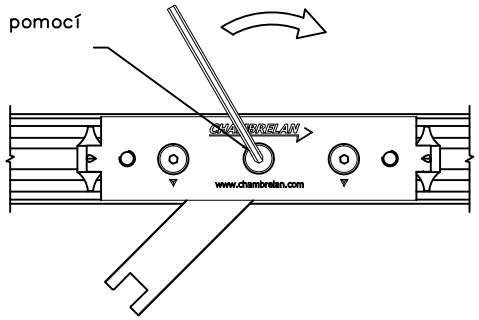

– VODICÍ KOLEJNICE : E53
. Materiál : Ocel
. Povrchová úprava : Pozink
. Hmotnost : 1.23 kg/m

– VOZÍK :
. Materiál BP53 : Ocel + Nerezová ocel + Plast
. Materiál BS53 : Nerezová ocel + Plast

	BP53	BS53
. NOSNOST (kg) : rovnoměrně rozložená na vozík		
. Přípustné zatížení nakolmo	75	100
. Přípustné zatížení naplocho	40	70
. Moment (N.m)		
. Maximální přípustný krouticí moment v ose X	10	10
. Maximální přípustný krouticí moment v ose Y	15	18.5
. Maximální přípustný krouticí moment v ose Z	46	90
. HMOTNOST (kg) :	0.14	0.16

– MOŽNOSTI :
Délku a povrchovou úpravu kolejnic, Ø a rozteče otvorů pro šrouby lze upravit dle požadavků zákazníka.

Rozměry v mm

– Obraťte se na nás v případě, že se jedná o použití při teplotách vyšších než 100°C.
– Hodnoty odpovídají výsledkům interního zkušebního protokolu o zatížení (viz. www.chambrelan.com)

E53–BS53/BP53

Ocelové kolejnice

25.06.2014

Výroba v souladu se všeobecnými výrobními tolerancemi (www.chambrelan.com/1016)

CHAMBRELAN
www.chambrelan.com

Za účelem trvalého zlepšování produktu si společnost vyhrazuje právo měnit uvedené specifikace bez předchozího upozornění. Údaje jsou nezávazné.

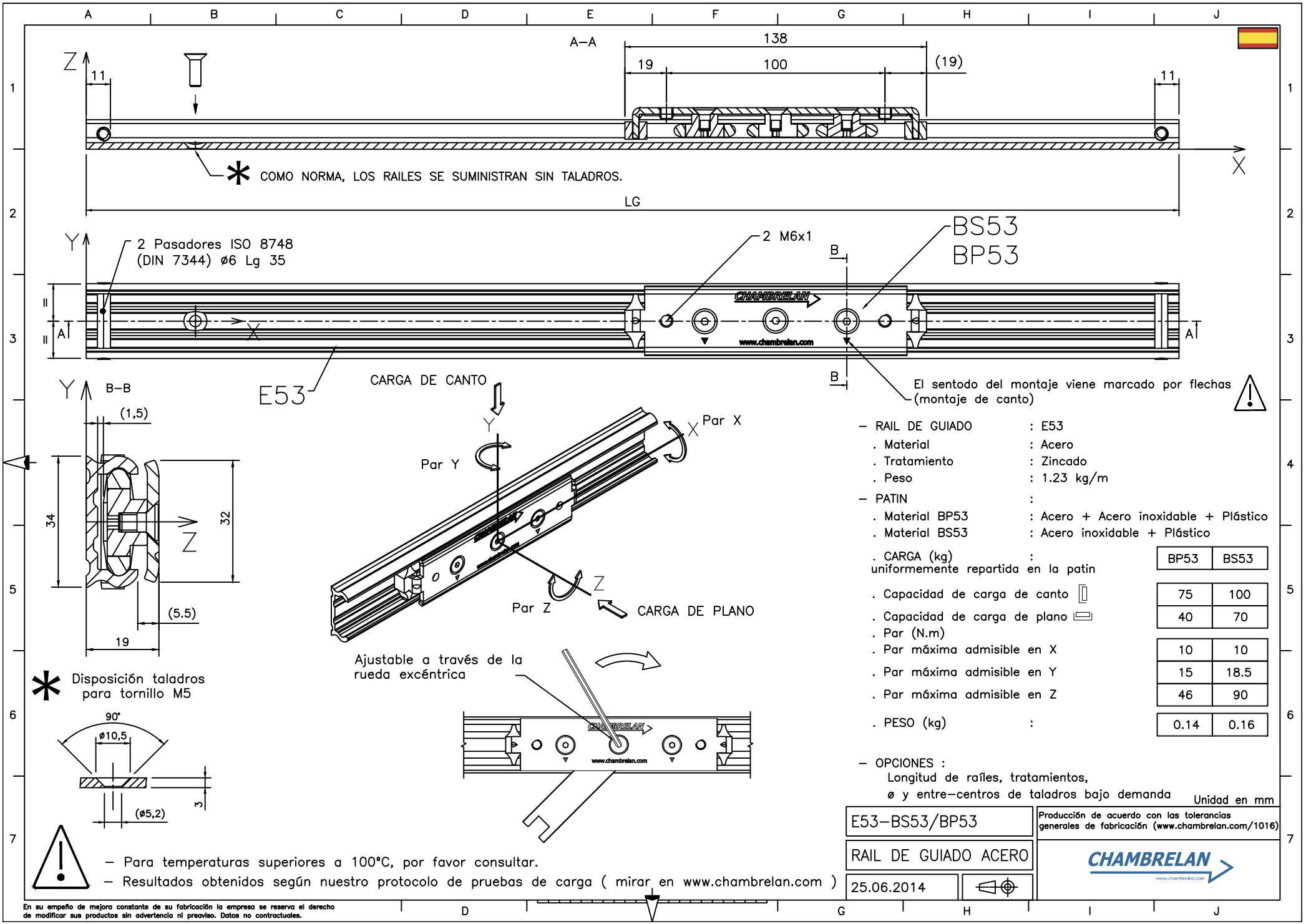
A–A
138
19
100
(19)
11
11
Z
X
* COMO NORMA, LOS RAILES SE SUMINISTRAN SIN TALADROS.
LG
Y
2 Pasadores ISO 8748
(DIN 7344) ø6 Lg 35
2 M6x1
BS53
BP53
B
A
A
B
CHAMBRELAN
www.chambrelan.com
E53
El sentodo del montaje viene marcado por flechas
(montaje de canto)
Y
B–B
(1,5)
34
32
Z
(5.5)
19
CARGA DE CANTO
Y
Par X
X
Par Y
Z
Par Z
CARGA DE PLANO
Ajustable a través de la
rueda excéntrica
CHAMBRELAN
www.chambrelan.com
* Disposición taladros
para tornillo M5
90°
ø10,5
3
(ø5,2)
– Para temperaturas superiores a 100°C, por favor consultar.
– Resultados obtenidos según nuestro protocolo de pruebas de carga (mirar en www.chambrelan.com)
En su empeño de mejora constante de su fabricación la empresa se reserva el derecho
de modificar sus productos sin advertencia ni preaviso. Datos no contractuales.
– RAIL DE GUIADO : E53
. Material : Acero
. Tratamiento : Zincado
. Peso : 1.23 kg/m
– PATIN :
. Material BP53 : Acero + Acero inoxidable + Plástico
. Material BS53 : Acero inoxidable + Plástico
. CARGA (kg) : uniformemente repartida en la patin
. Capacidad de carga de canto
. Capacidad de carga de plano
. Par (N.m)
. Par máxima admisible en X
. Par máxima admisible en Y
. Par máxima admisible en Z
. PESO (kg) :
BP53 | BS53
75 | 100
40 | 70
10 | 10
15 | 18.5
46 | 90
0.14 | 0.16
– OPCIONES :
Longitud de raíles, tratamientos,
ø y entre–centros de taladros bajo demanda
Unidad en mm
E53–BS53/BP53
RAIL DE GUIADO ACERO
25.06.2014
Producción de acuerdo con las tolerancias
generales de fabricación (www.chambrelan.com/1016)
CHAMBRELAN

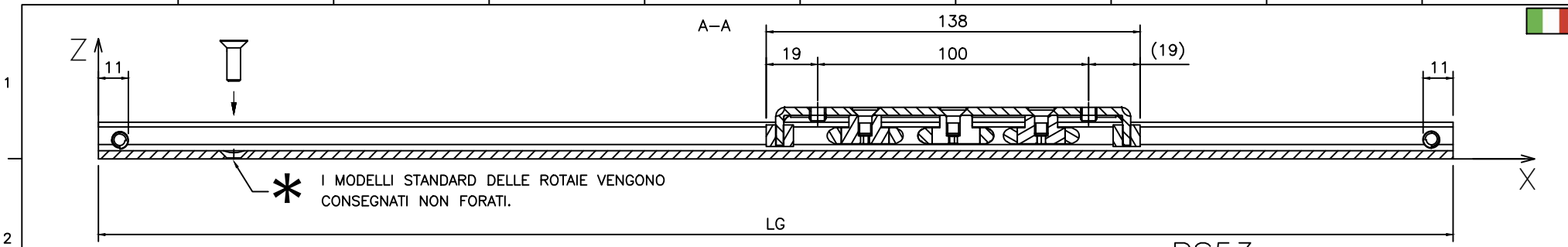

* I MODELLI STANDARD DELLE ROTAIE VENGONO CONSEGNATI NON FORATI.

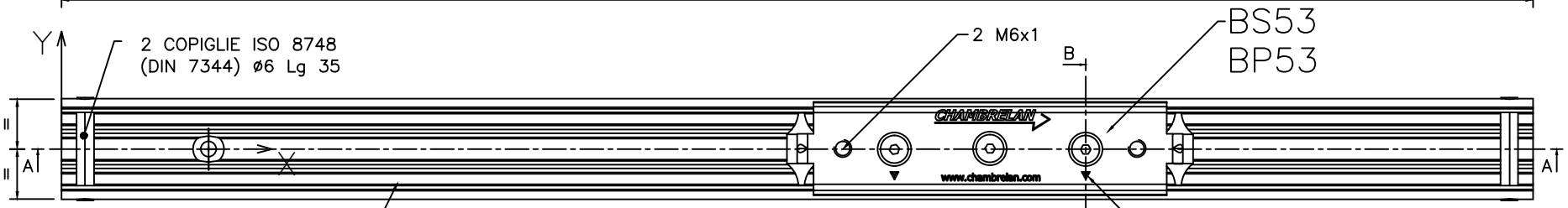

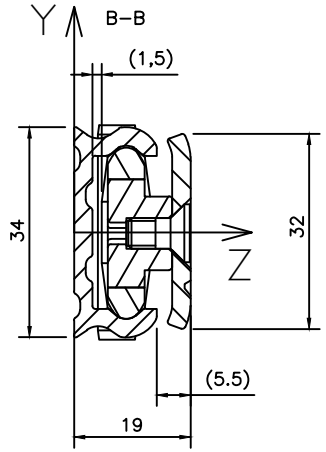

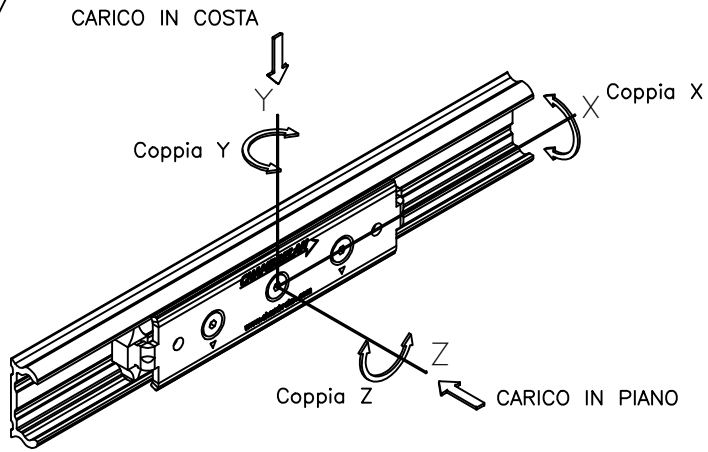

* Forature raccomandate per vite M5

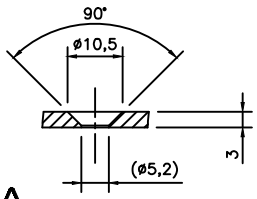

Regolazione del gioco tramite i perni eccentrici

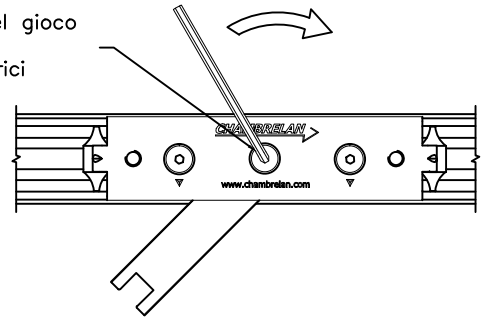

– ROTAIA DI GUIDA : E53
. Materia : Acciaio
. Trattamento : Zincatura
. Peso : 1.23 kg/m
– PATTINO :
. Materia BP53 : Acciaio + Acciaio inox + Plastica
. Materia BS53 : Acciaio inox + Plastica

	BP53	BS53
. CARICO (kg) : uniformemento ripartito sul pattino		
. Carico massimo ammesso IN COSTA	75	100
. Carico massimo ammesso IN PIANO	40	70
. Coppia (N.m)		
. Coppia Massima ammessa che segue l'assa X	10	10
. Coppia Massima ammessa che segue l'assa Y	15	18.5
. Coppia Massima ammessa che segue l'assa Z	46	90
. PESO (kg) :	0.14	0.16

– OPZIONI :
Lunghezza delle rotaie, trattamenti, ø e posizione delle forature su richiesta.

Unità in mm

– Per un impiego a temperature superioiri a 100°C, vogliate contattarci.
– Risultati determinati secondo il nostro protocollo prove di carico (vedi sul sito www.chambrelan.com)

E53–BS53/BP53

RAIL IN ACCIAIO

25.06.2014

Produzione avviene secondo le tolleranze generali di fabbricazione (www.chambrelan.com/1016)

CHAMBRELAN

Per permettere un miglioramento costante della fabbricazione, la società si riserva il diritto di modificare i prodotti senza avvertimento né preavviso. Dati non contrattuali.

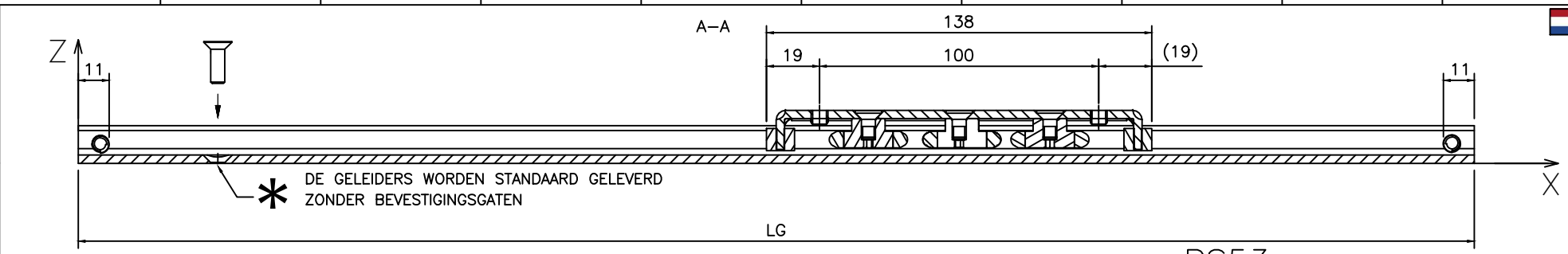

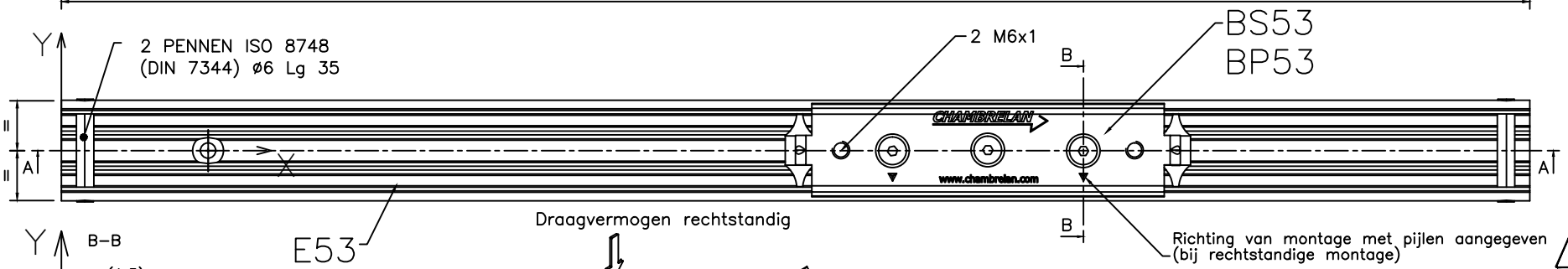

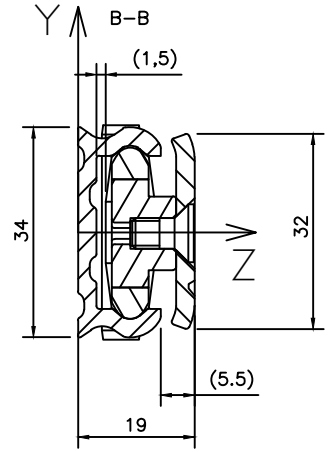

* Aanbevolen bevestigingsgaten voor M5 bouten

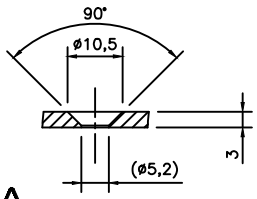

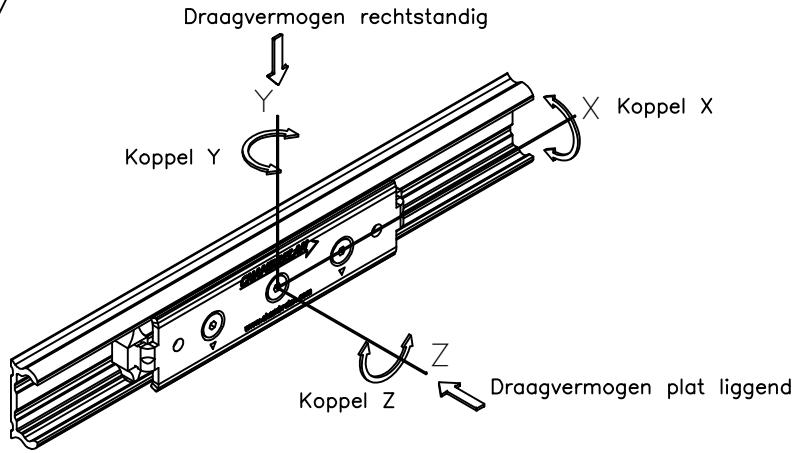

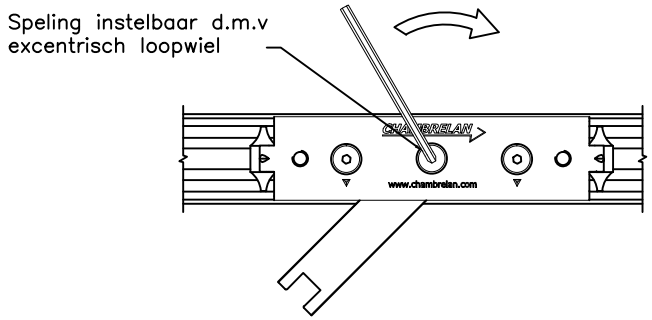

– GELEIDERPROFIEL : E53
. Materiaal : Staal
. Oppervlaktebehandeling : Verzinkt
. Gewicht : 1.23 kg/m

– LOOPWAGEN :
. Materiaal BP53 : Staal + Roestvrij staal + Kunststof
. Materiaal BS53 : Roestvrij staal + Kunststof

	BP53	BS53
. Draagvermogen (kg) : Belasting gelijkmatig verdeeld over een loopwagen		
. Toegestane belasting rechtstandig	75	100
. Toegestane belasting plat liggend	40	70
. Koppel (N.m)		
. Maximaal toegestaan koppel over de X–as	10	10
. Maximaal toegestaan koppel over de Y–as	15	18.5
. Maximaal toegestaan koppel over de Z–as	46	90
. Gewicht (kg) :	0.14	0.16

– OPTIES :
Geleiderlengte, oppervlaktebehandeling,
diameter en gat afstanden op aanvraag.

Meeteenheid in mm

– Bij toepassing in temperaturen boven 100°C graag contact met ons opnemen.
– Resultaten gegeven volgens ons protocol load testing (zien sur www.chambrelan.com)

E53–BS53/BP53

STAAL GELEIDERPROFIEL

25.06.2014

Geproduceerd volgens onze algemene fabricagetoleranties (www.chambrelan.com/1016)

CHAMBRELAN
www.chambrelan.com

In het constante streven naar verbeteringen in het fabricageproces behoudt de firma zich het recht voor zijn producten aan te passen zonder voorafgaande kennisgeving. Gegevens zijn niet bindend.

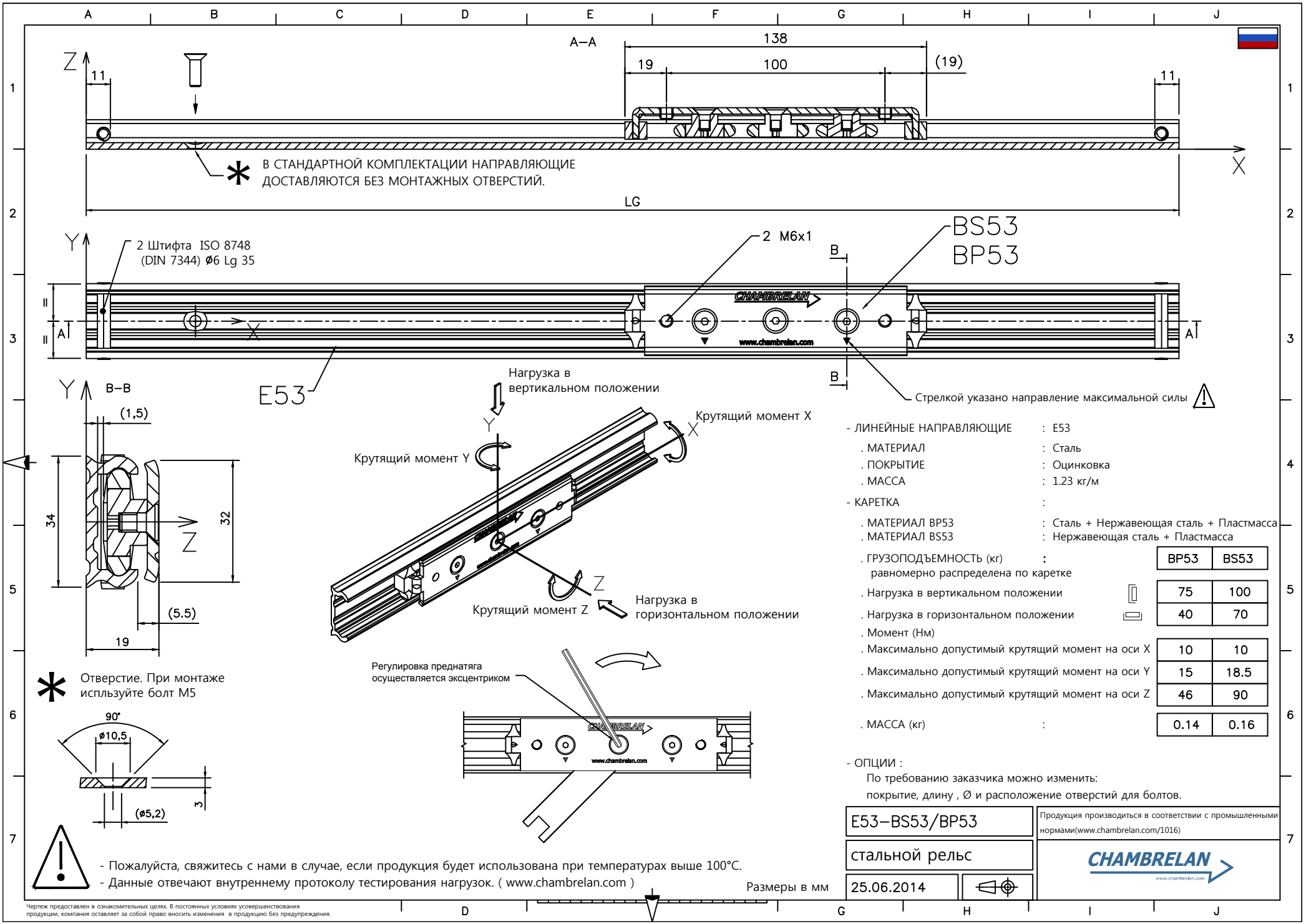

- ЛИНЕЙНЫЕ НАПРАВЛЯЮЩИЕ : E53
  - . МАТЕРИАЛ : Сталь
  - . ПОКРЫТИЕ : Оцинковка
  - . МАССА : 1.23 кг/м
- КАРЕТКА :
  - . МАТЕРИАЛ BP53 : Сталь + Нержавеющая сталь + Пластмасса
  - . МАТЕРИАЛ BS53 : Нержавеющая сталь + Пластмасса

. ГРУЗОПОДЪЕМНОСТЬ (кг) : равномерно распределена по каретке	BP53	BS53
. Нагрузка в вертикальном положении	75	100
. Нагрузка в горизонтальной положении	40	70
. Момент (Нм)		
. Максимально допустимый крутящий момент на оси X	10	10
. Максимально допустимый крутящий момент на оси Y	15	18.5
. Максимально допустимый крутящий момент на оси Z	46	90
. МАССА (кг) :	0.14	0.16

- ОПЦИИ :
  По требованию заказчика можно изменить:
  покрытие, длину , Ø и расположение отверстий для болтов.

- Пожалуйста, свяжитесь с нами в случае, если продукция будет использована при температурах выше 100°C.
- Данные отвечают внутреннему протоколу тестирования нагрузок. (www.chambrelan.com)

Размеры в мм

E53–BS53/BP53	Продукция производиться в соответствии с промышленными нормами(www.chambrelan.com/1016)
стальной рельс	CHAMBRELAN www.chambrelan.com
25.06.2014	

Чертеж предоставлен в ознакомительных целях. В постоянных условиях усовершенствования продукции, компания оставляет за собой право вносить изменения в продукцию без предупреждения.

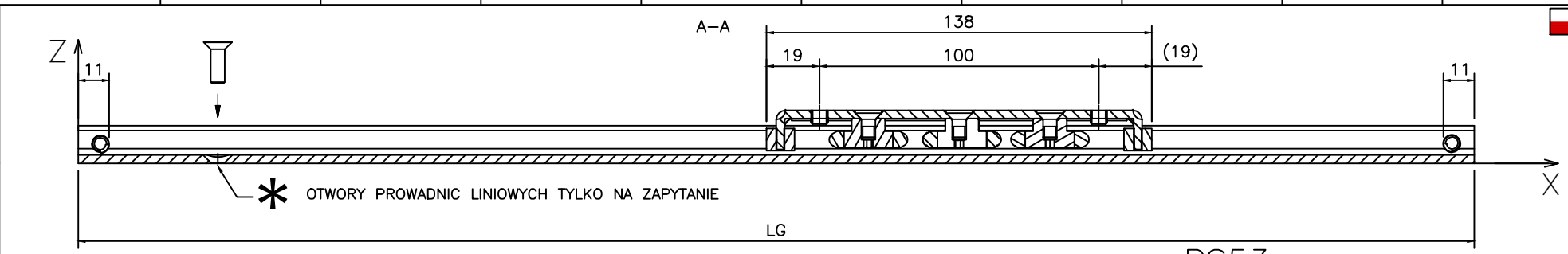

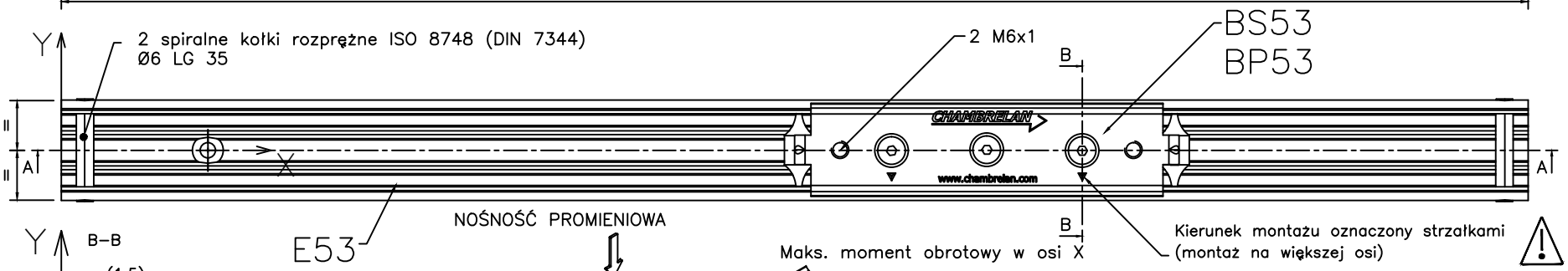

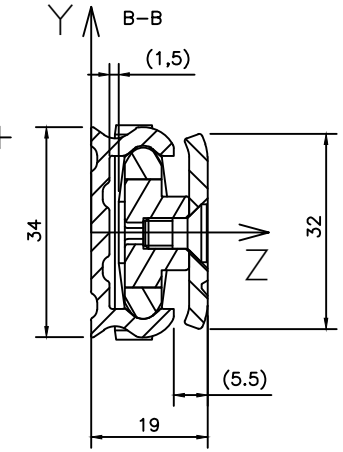

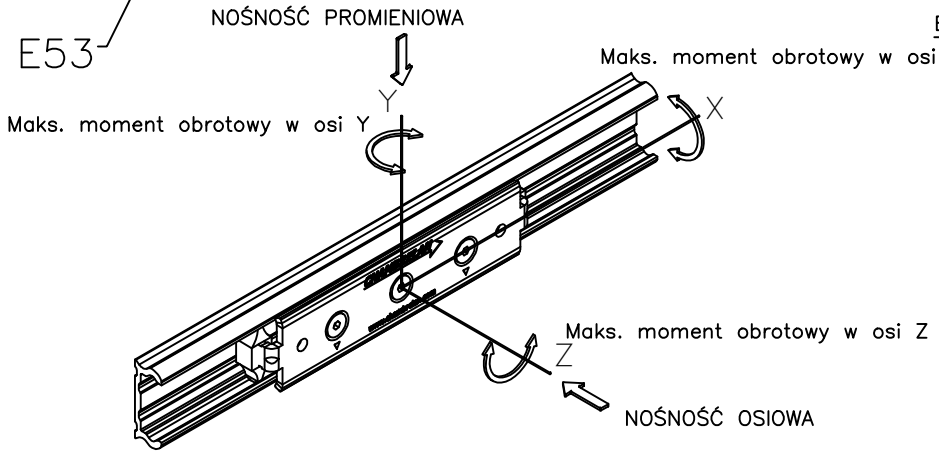

* zalecane otwory dla M5

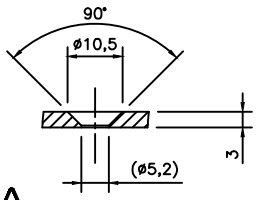

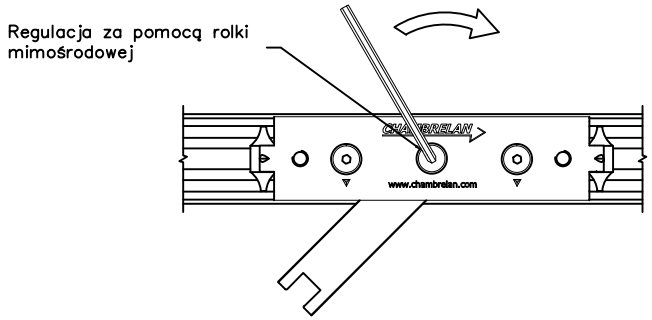

– prowadnica liniowa : E53
. MATERIAŁ : stal
. Obróbka powierzchni : silbern verzinkt und passiviert
. ciężar : 1.23 kg/m

– Szyna rolkowa z łożyskiem kulkowym:
. MATERIAŁ BP53 : stal + stal nierdzewna + tworzywo sztuczne
. MATERIAŁ BS53 : stal nierdzewna + tworzywo sztuczne

	BP53	BS53
. Obciążenie (kg) : równomiernie rozłożone na saniach (wózku)		
. Maks. nośność promieniowa	75	100
. Maks. nośność osiowa	40	70
. Moment obrotowy (Nm)		
. Maks. moment obrotowy w osi X	10	10
. Maks. moment obrotowy w osi Y	15	18.5
. Maks. moment obrotowy w osi Z	46	90
. ciężar (kg)	0.14	0.16

– Możliwe wykonania specjalne:
Długości specjalne prowadzeń, obróbka powierzchni, otwory Ø i odległości otworów.

wymiary w mm

– Prosimy o kontakt w przypadku stosowania w temperaturze powyżej 100 °C.
– Testowane wg naszych ustalonych procedur badawczych

E53–BS53/BP53

prowadnica stal

25.06.2014

Production according our general manufacturing tolerances (www.chambrelan.com/1016)

CHAMBRELAN
www.chambrelan.com

By zagwarantować ciągłe ulepszanie naszych produktów, zastrzegamy sobie prawo do technicznych zmian bez uprzedniego informowania o tym. Żadnych zmian dotyczących umownych.