




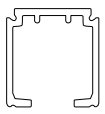



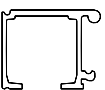






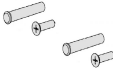



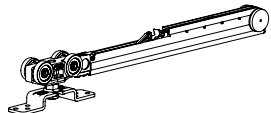
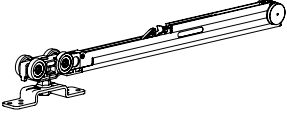

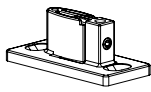
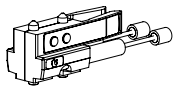


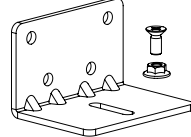


Parts

				N°			
	C-1200 rail	30÷160					
					3490	—	
	1080	30÷120			3491	—	
							
	3480	30÷120			3396	30÷80	NEW  50 mm
							
	1710	30÷120			3352/080		 70 mm
							
		30÷120			3352/160		 100 mm
					3488	180÷250	
		50÷120					
		160	NEW		3354	50÷120	
					3367	160	NEW

N°			kg		N°			kg									
5	3347		-		8	333		30÷160									
										6	3485/180		180	409		-	
7	121 8 14 0.00121 8 23 0.00121		-	OPTIONAL +	9	163/DV		160÷250									

50 - 120kg

N.2 Fluid dampers - Min. 740 mm

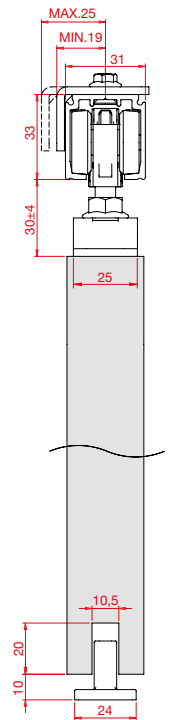
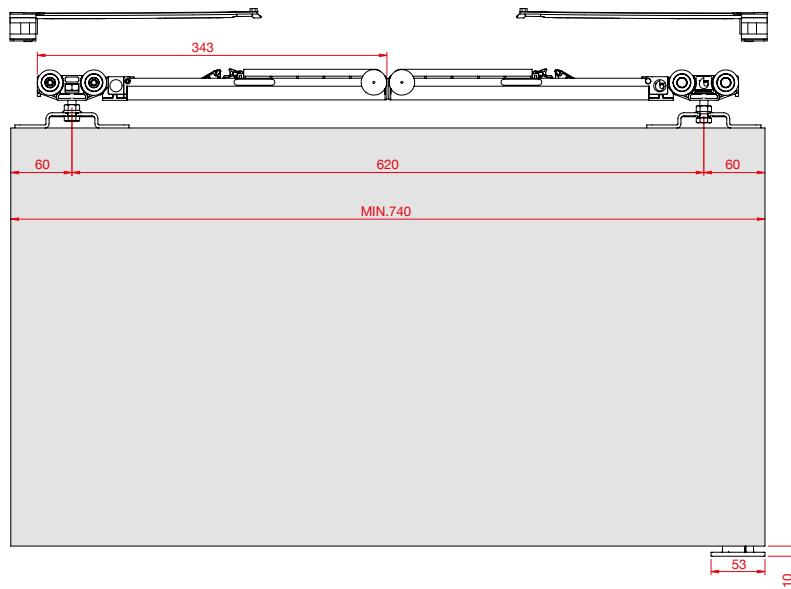
50-120 kg



50 kg
80 kg
120 kg



70 mm



N.2 Fluid dampers - Min. 865 mm

